

Notes from recording session in Tokyo office, Mori-building, July 3 2006  
Hiroko Terasawa

1. Room and microphones settings

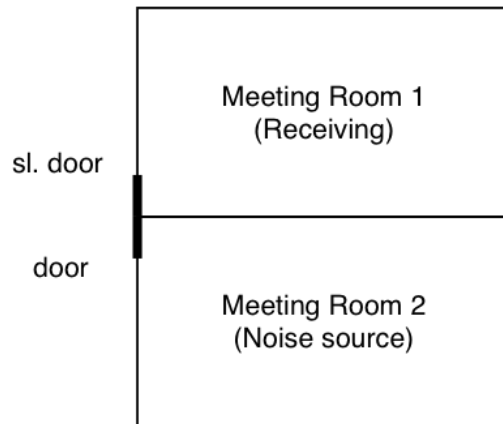


Figure 1: Two adjacent rooms were used for the recording

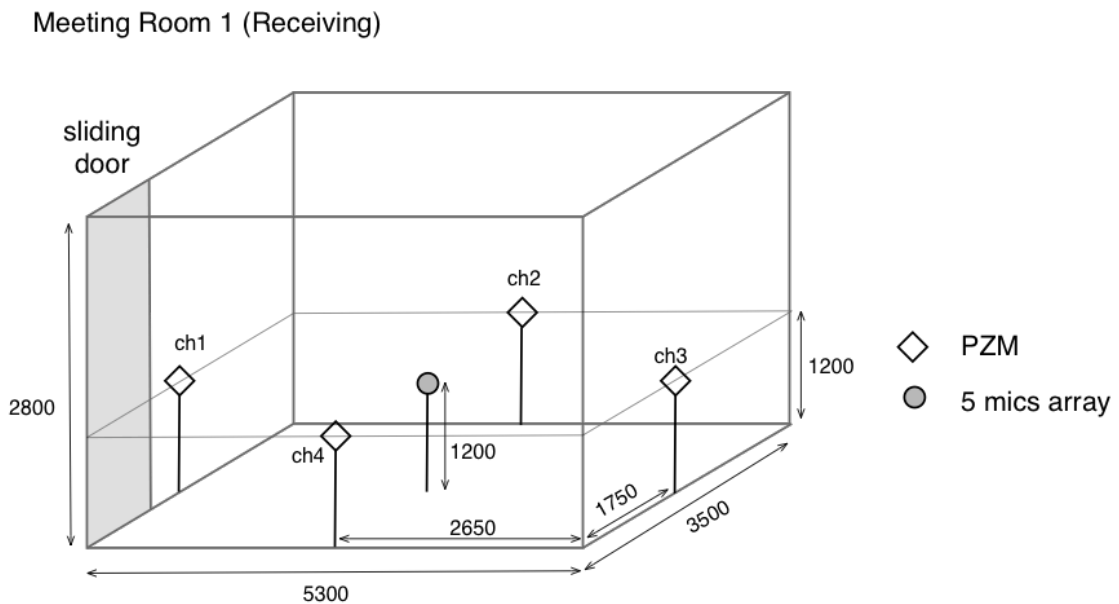


Figure 2: Dimensions of Room 1 (receiving) – placement of PZM and mic. array

5 mics array

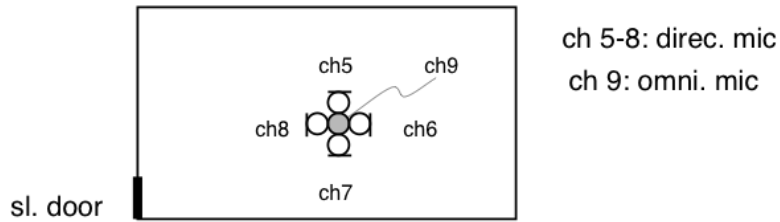


Figure 3: Microphone array in Room 1. Channel assignments

Meeting Room 2 (Noise source)

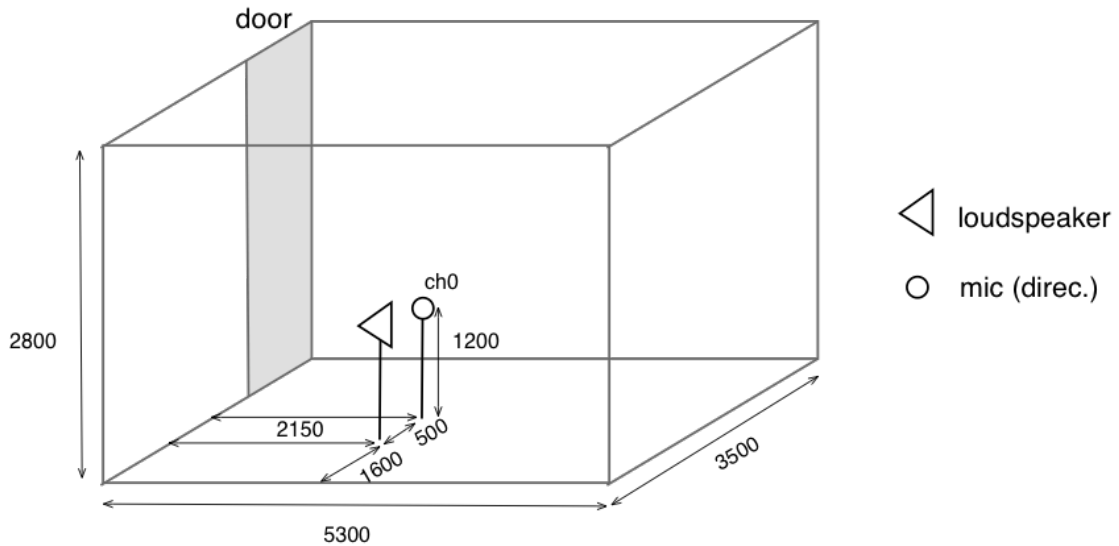


Figure 4: Dimensions of Room 2 (Noise source.) The mic adjacent to the loudspeaker is the channel 0.

2. Pink noise radiated from room 2 (SPL measurement)

Recording point	Ch 0	Ch 1	Ch 2	Ch 3	Ch4	Ch 5	Ch 6	Ch 7	Ch 8	Ch 9
SPL (dBA)	80.2	39.2	38.8	40.9	39.8	37.5	38.5	37.4	38.4	38.3