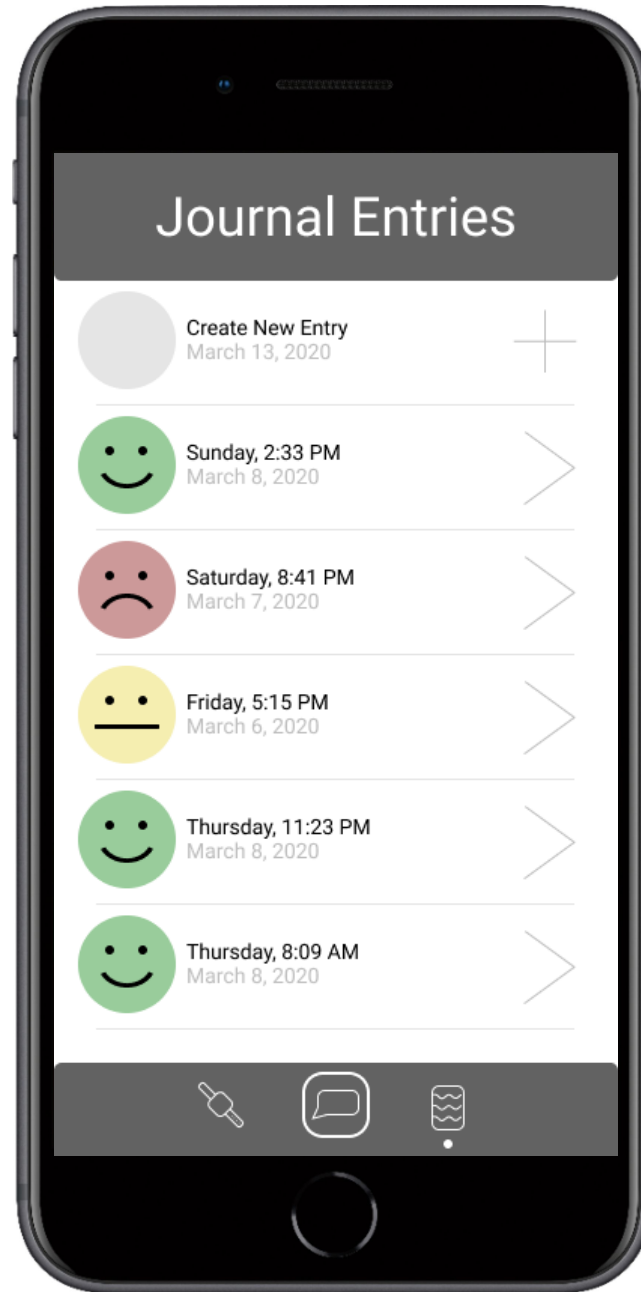
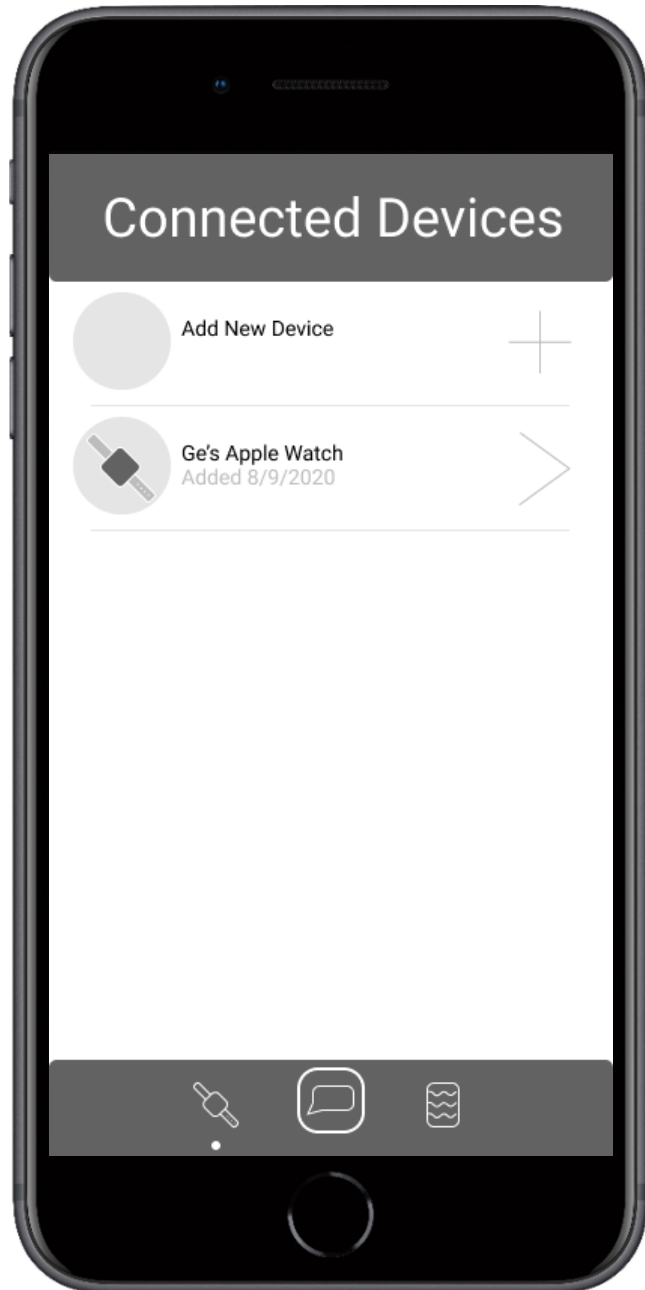


Optimize

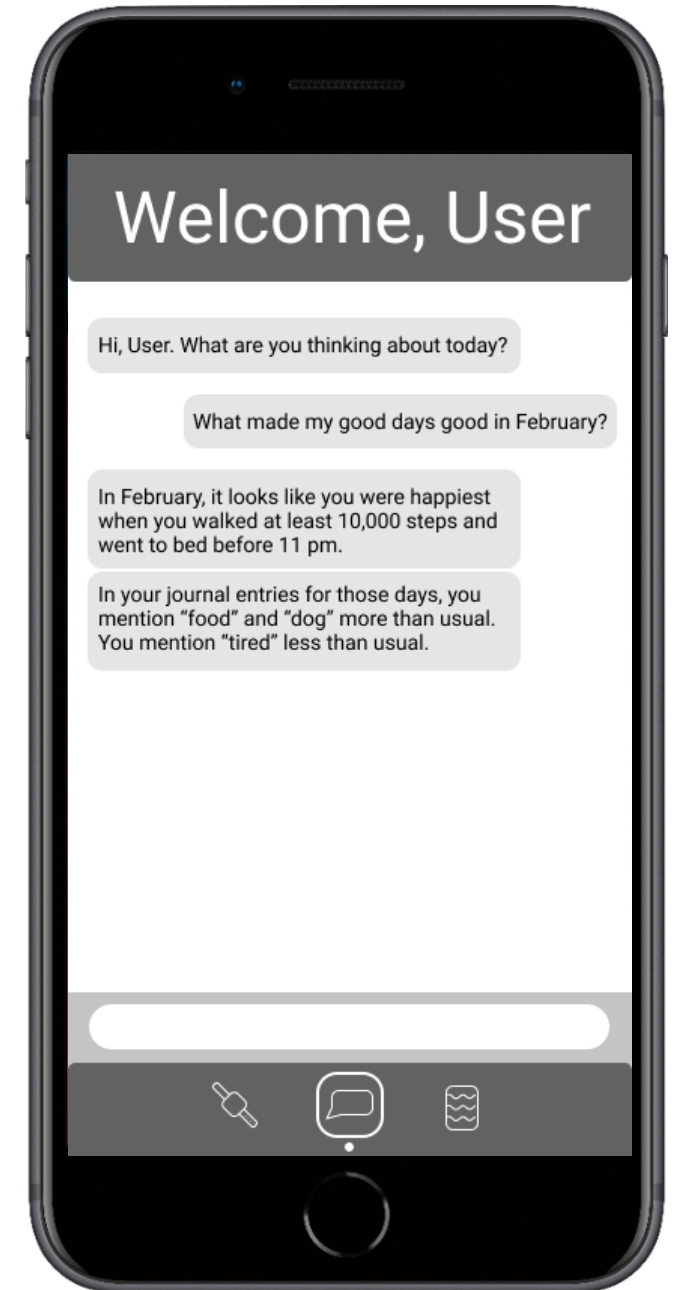
The smarter smart assistant

Connect smart devices, like watches. Optimize will automatically keep track of data like steps taken and sleep.



Log journal entries as often or as seldom as you like. Along with each journal entry will be a quick poll on how you are feeling. The more entries, the smarter Optimize becomes

Feeling curious about how to optimize your life? Optimize's smart assistant can interpret your questions and give you valuable feedback on ways you can optimize your life



How to Use Optimize

- The “Devices” screen
 1. Tap “Add New Device”
 2. Use the interface to select the Bluetooth device of your choice
 3. Give Optimize appropriate permissions to access data
 - This and all other data is never sent from your device; it is 100% confidential and contained entirely locally

Examples of devices that can be connected:

- Apple/Garmin/other smart watch
 - Oura ring/other sleep tracking devices
 - Fitbit/other exercise monitoring devices
-
- The “Journal” screen
 1. Tap “Create New Entry”
 2. Fill out the survey on how you feel. This information will be used to contextualize the journal entry for Optimize
 3. Journal as you normally would. These journal entries are always available if you ever want to reread your past entries.
-
- The “Chat” screen
 1. Ask Optimize a question via the chat feature. Our bot is smart enough to interpret simple questions, like “Have I been sleeping well when I eat dinner earlier?” or “What works best to help me stop procrastinating?”
 2. The bot will scan over past data, including Bluetooth device info, journal trends, and mood trends to answer your question as well as possible. Remember, the bot is only as smart as the data it has access to, so the longer you use Optimize, the smarter and more helpful it gets.