

June's Ring

for Sather Carillon and Tsar Bell Simulation

6 carillon players + Tsar Bell player + timekeeper on radio

Order of assignments

First pair of players

player 1 Plays the carillon bell farthest away from the Tsar Bell

player 2 Tsar bell player located at the loudspeaker site

Assign Second pair of players for size out of remaining carillon bells

player 3 Smallest bell

player 4 Largest bell

Assign Third pair for size out of remaining carillon bells

player 5 Second smallest bell

player 6 Second largest bell

then choose a bell in the middle of the range and another dozen in nearby compass for use in Section 4

player 7 Median group player

Timekeeper is located next to Player 2 at the Tsar bell site and can be heard by all six carillon players via radio.

-0:05

timekeeper begins counting quarters at temp 60 with

"ready 2 3 4 5 "

0:00 Section 1

"go 2 3 4 5 1 2 3 4 5 2 2 3 4 5 3 2 3 4 5 4 2 3 4 5 5 2 3 4 5 6 2 3 4 5..." "...23 2 3 4 5 24 "

2:00 Section 2

timekeeper stops, start hockey duo between **player 1** and **player 2**

3:00 Section 3

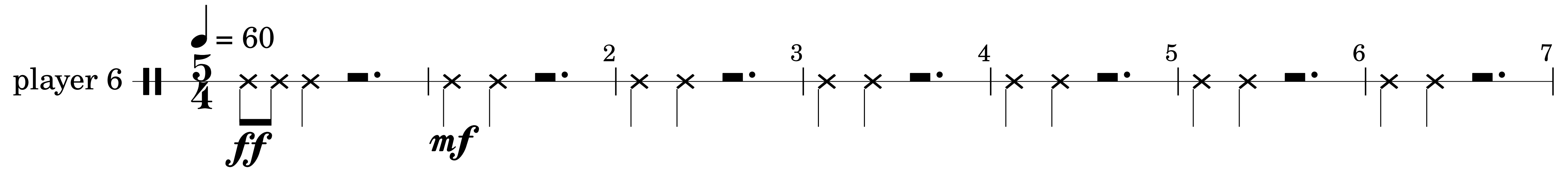
carillon players only, conducted by **player 7**

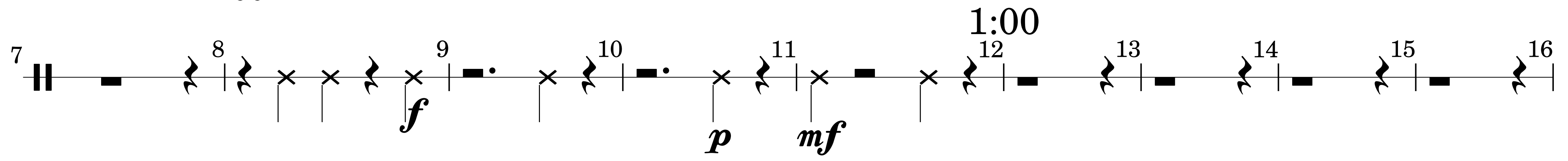
4:20 Section 4

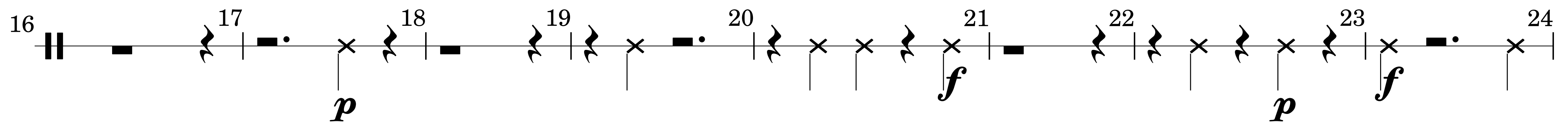
timekeeper counts

"ready Section 4 4 5 go 2 3 4 5 1 2 3 4 5 2 2 3 4 5 3 2 3 4 5 4 2 3 4 5..." "...35 2 3 4 5 36 "

Section 1

player 6  Musical notation for player 6, measures 1-7. The notation is on a single staff with a 5/4 time signature. A tempo marking of ♩ = 60 is shown at the beginning. The first measure starts with a double bar line and a dynamic marking of *ff*. The notation consists of a sequence of notes and rests, with some notes marked with an 'x' and some rests marked with a solid black bar. A dynamic marking of *mf* appears in the second measure. Measure numbers 1 through 7 are indicated above the staff.

 Musical notation for player 6, measures 7-16. The notation is on a single staff. A time marker of 1:00 is placed above the staff between measures 11 and 12. The notation includes notes, rests, and notes marked with an 'x'. Dynamic markings of *f*, *p*, and *mf* are present. Measure numbers 7 through 16 are indicated above the staff.

 Musical notation for player 6, measures 16-24. The notation is on a single staff. Dynamic markings of *p* and *f* are present. Measure numbers 16 through 24 are indicated above the staff.

hocket style
wait for third stroke of partner
and try to synchronize – must be able to hear partner



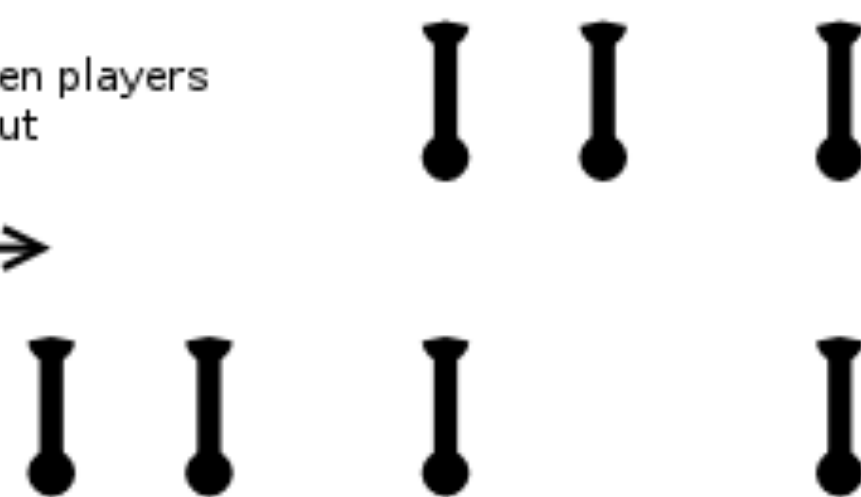
Section 2

this pattern is impossible to play over the great distance between players and will slow down as you wait for your partner's third stroke, but that's ok...!!

keep it up for a full minute

player 1

player 2



2:45

player 3

player 4

Section 3
conducted by player 7

♩ = 80

player 3

player 5

player 1

player 6

player 4

player 7

7

4

14

Musical notation for measures 4-14. The system consists of five staves. The top staff contains rhythmic notation with notes and rests. The second staff contains rhythmic notation with notes and rests. The third staff contains rhythmic notation with notes and rests. The fourth staff contains rhythmic notation with notes and rests. The fifth staff contains rhythmic notation with notes and rests.

20

Musical notation for measures 20-24. The system consists of five staves. The top staff contains rhythmic notation with notes and rests. The second staff contains rhythmic notation with notes and rests. The third staff contains rhythmic notation with notes and rests. The fourth staff contains rhythmic notation with notes and rests. The fifth staff contains rhythmic notation with notes and rests.

Section 4

player 6 5/4 4:20 $\text{♩} = 60$

ff p mf

Detailed description: This staff shows measures 1 through 10. It begins with a double bar line and a 5/4 time signature. A tempo marking of 4:20 and a metronome marking of ♩ = 60 are present. The notation includes various rhythmic values: quarter notes, eighth notes, and sixteenth notes, some with beams. There are also rests and dynamic markings: *ff* at measure 1, *p* at measure 7, and *mf* at measure 9. Measure numbers 1 through 10 are written above the staff.

10 5:20

pp mf pp

Detailed description: This staff shows measures 11 through 23. It starts with a double bar line. The tempo marking is 5:20. The notation continues with various rhythmic values and rests. Dynamic markings include *pp* at measures 11 and 21, and *mf* at measure 12. Measure numbers 11 through 23 are written above the staff.

23 6:20

pp mf mp mp p pp f p

Detailed description: This staff shows measures 24 through 36. It begins with a double bar line. The tempo marking is 6:20. The notation includes various rhythmic values, some with beams, and rests. Dynamic markings include *pp* at measure 24, *mf* at measure 27, *mp* at measures 28 and 30, *p* at measures 32 and 35, and *f* at measure 34. Measure numbers 24 through 36 are written above the staff.